

# Portfolio

## Richard Bassek

# About

Richard Bassek

I am an Industrial Designer with a strong hands-on mindset and a passion for transforming ideas into tangible prototypes. My work combines research-driven concept development with physical making – from early sketches and CMF studies to functional 1:1 prototypes. I am particularly interested in the intersection of user needs, technology and aesthetics, with a strong attention to detail and materiality. Curiosity, responsibility and collaboration shape the way I work in interdisciplinary design environments.



# Contents

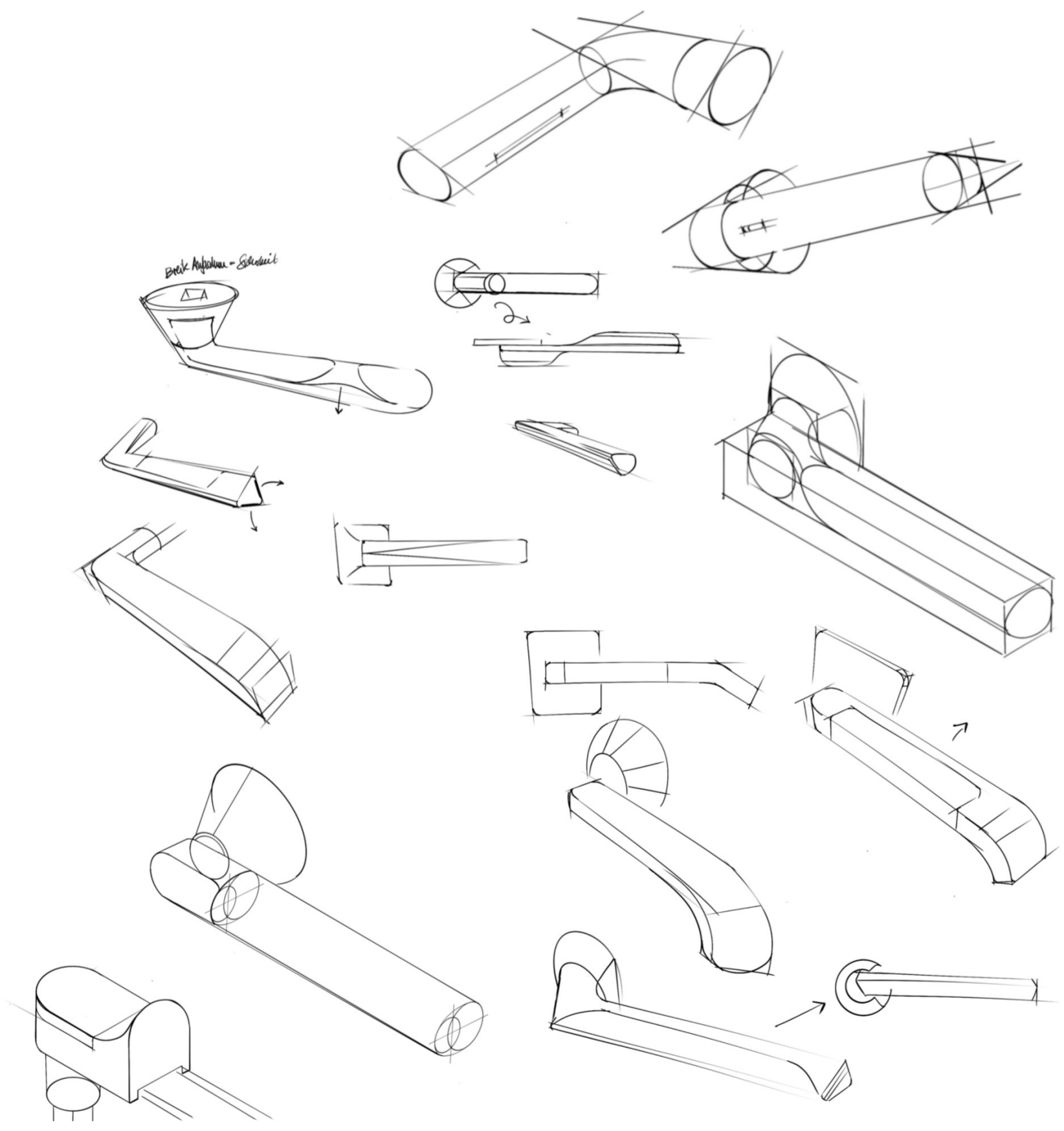


# Handanker

Orientation firmly in hand

Handanker is my bachelor project and explores the topics of orientation and a sense of security in old age. By reinterpreting the traditional door handle, rooms are categorized through color and haptic differentiation. The ergonomically designed form, with its characteristic bend and extended grip, provides increased stability and safety. The organic wooden surface conveys a warm and pleasant feeling when touched. This effect is enhanced by the integrated night light, which functions like a lighthouse in the dark and supports intuitive navigation within one's own home.






↖ Material samples in the material archive

↑ Rapid prototyping of proportions using FDM printing

← Form studies in PU foam

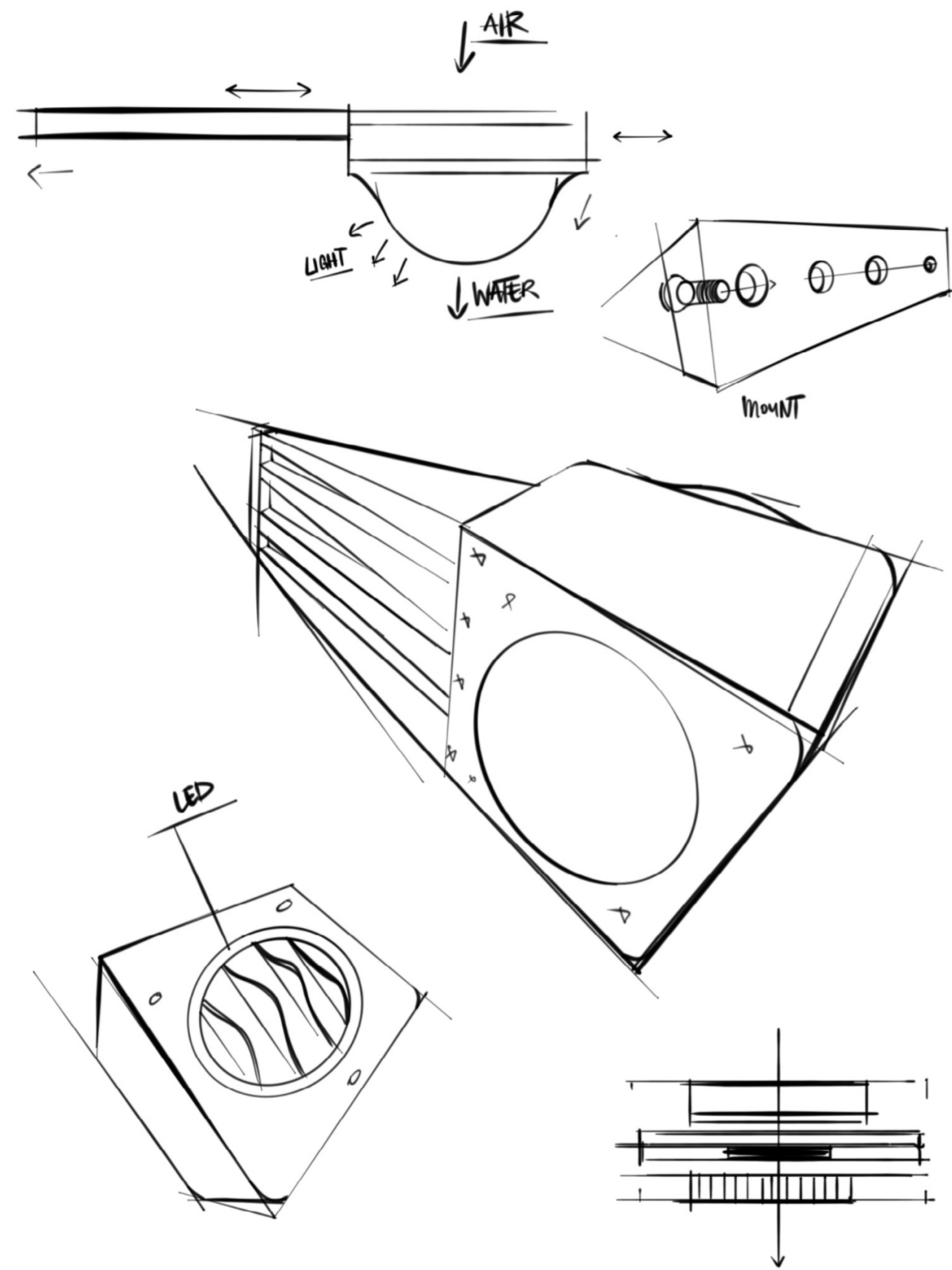


# Cloudless

## Rain for indoor plants

The core of the concept is the synergy between a fan unit, a Peltier element and cooling fins. The fan runs continuously, generating a steady airflow through the lamp. Due to the temperature difference created by the Peltier element, a physical effect occurs: air humidity condenses, forms fine droplets and eventually falls downward. It begins to rain directly inside the lamp. The water drips into a tank designed according to the principle of a Pythagorean cup. This mechanism ensures that the tank fills up to a certain level. Once this level is exceeded, the reservoir empties suddenly and releases all stored water evenly. The entire process works without additional electronics or complex technology – purely based on physical principles.








↑  
Post-processing of milled parts

↗  
CNC milling of the lamp body

→  
Experimental setup for condensation



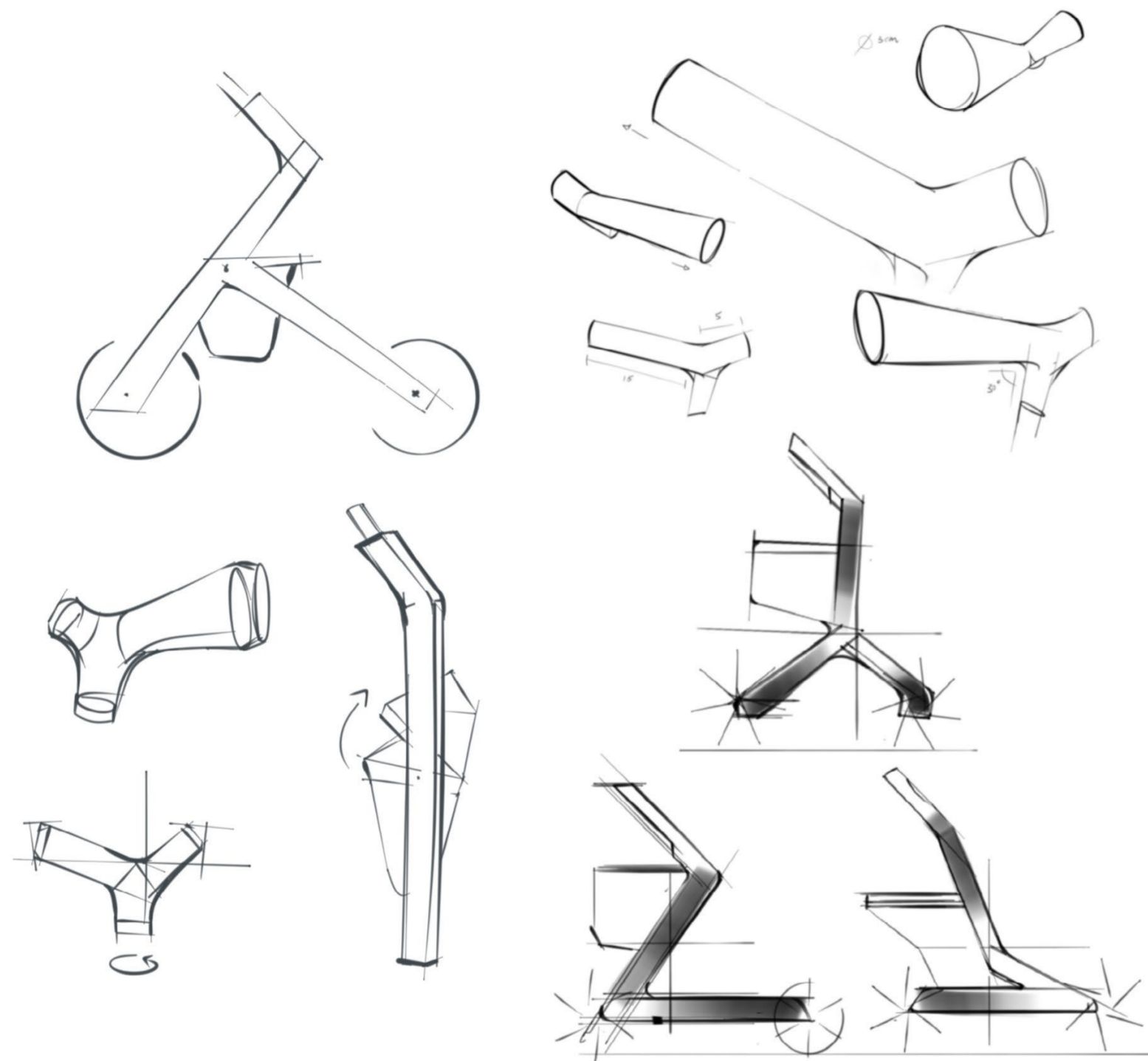


# Moovor

## Aging with Mobility

Rollators are essential aids for elderly people and, in addition to walking support, provide significant everyday value. Nevertheless, existing products reveal weaknesses, such as difficulties in overcoming obstacles in urban environments or limitations in handling. A minimalist appearance with colored accents to indicate key functions and enable individual customization defines the concept. Key objectives were the development of a cost-efficient yet functionally complex rollator. A distinctive feature is the dual-strand handle design, which simultaneously serves as a corporate identity element and a functional component integrated into the folding mechanism.







↑  
Ergonomics study in a retirement home



↗  
Hands-on test of the folding mechanism and proportions



→  
Post-processing of frame parts


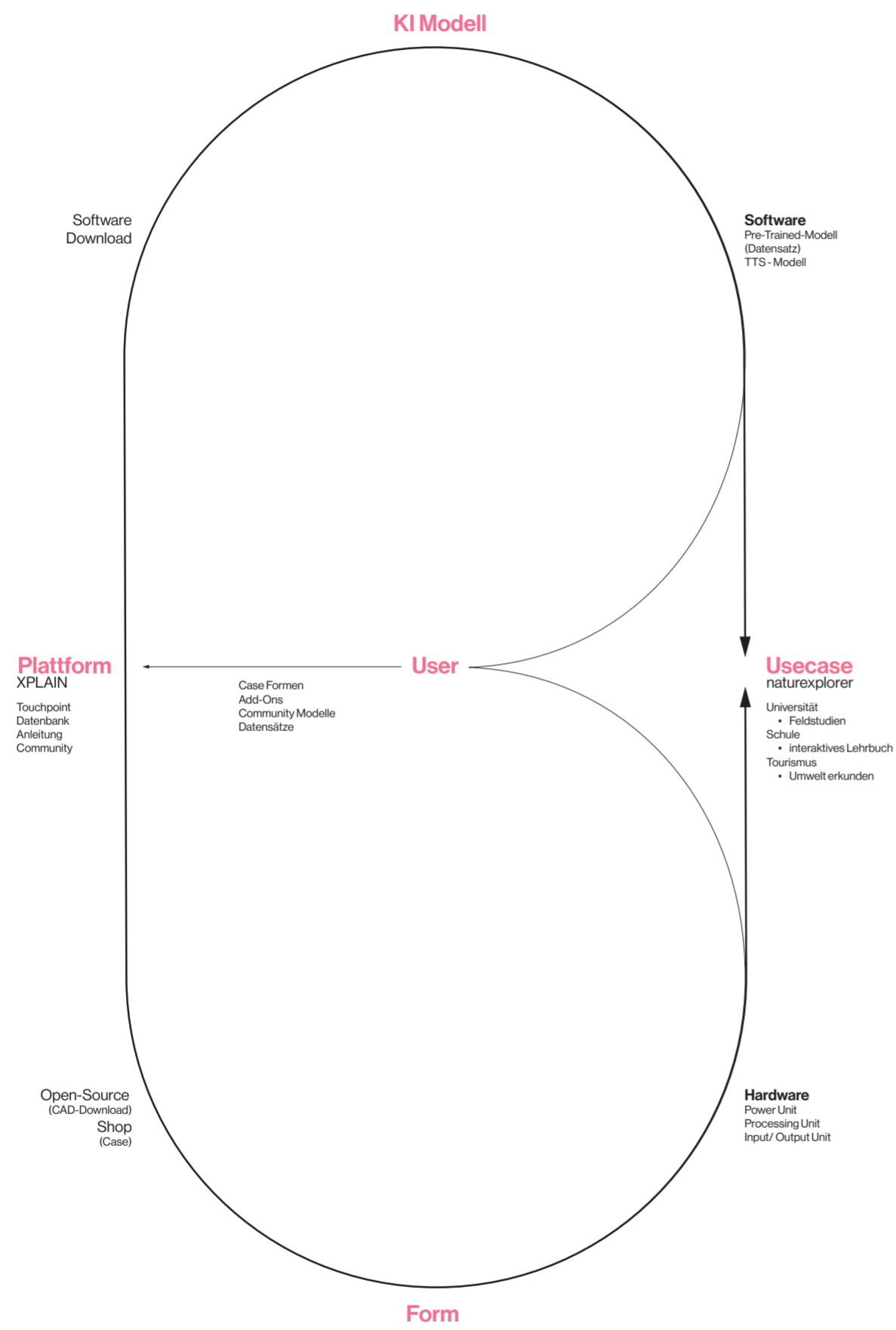


# Naturexplorer

## Asking the world

How do you design a product that is optimally tailored for the use of artificial intelligence? This question guided the beginning of the design process. Beyond pure functionality, the focus lay on the core principles of the overarching “XPLAIN” concept: no display, no internet connection, and an intuitive, low-barrier interaction for a broad target group. It was clear from the outset that an open-source context had to be central – not only to demystify black-box AI, but also to make the best possible use of available resources. Consequently, the task was to design all components with low complexity and to emphasize individual adaptability, both on the software and hardware level.






↶ Coding of „XPLAIN“ AI-models

↑ Rapid prototyping of the housing using FDM printing

← Hardware installation





## Contact

email:  
richardbassek@outlook.de

telefon:  
0157 35720280

website:  
richardbassek.de

instagram:  
@richardbassek